





Clermont-Ferrand (FRA) 3 - 6 April 2008

RESULTS
Women's Seniors Team Final





SAT 5 APR 2008 - 14:00

Rank	Bib	NOC Name					Total	Ind. Ran
1		ROU - Romania						
	531	NISTOR Steliana	14.750	15.700	15.525	15.075	61.050	(1)
	532	IZBASA Sandra Raluca	15.075		15.350	15.750	46.175	(9)
	534	DRAGOI Gabriela	14.225	14.600			28.825	(28)
	535	TAMIRJAN A.		14.775	15.575	15.125	45.475	(11)
		Total	44.050 (1)	<u>45.075</u> (3)	46.450 (1)	45.950 (1)	181.525	
2		RUS - Russia						
	536	PAVLOVA Anna	15.050		14.950	15.150	45.150	(12)
	537	SEMENOVA Ksenia		16.200	15.275	14.600	46.075	(10)
	538	MYASNIKOVA Karina	14.375	15.350			29.725	(22)
	539	AFANASEVA Ksenia	14.575			14.100	28.675	(29)
	540	KLYUKINA Svetlana		14.525	15.325		29.850	(21)
		Total	44.000 (2)	<u>46.075</u> (1)	45.550 (3)	43.850 (4)	179.475	
3		FRA - France						
	451	MOREL Pauline	13.650	15.200	15.325	15.000	59.175	(3)
	452	PETIT Marine	14.525	14.550	15.200	14.900	59.175	(3)
	453	DUGAIN Laetitia	14.200	14.775	14.675		43.650	(18)
	455	VERICEL Cassy				15.175	15.175	(33)
		Total	42.375 (7)	44.525 (4)	<u>45.200</u> (4)	45.075 (2)	177.175	
4		ITA - Italy						
	491	BENOLLI Francesca	14.225				14.225	(37)
	492	BERGAMELLI Monica			14.550		14.550	(36)
	493	FERRARI Vanessa	14.600	14.950	14.700	15.150	59.400	(2)
	494	GIOVANNINI Carlotta	14.875	13.900		14.225	43.000	(19)
	495	PAROLARI Lia		14.725	15.275	14.600	44.600	(14)
		Total	43.700 (3)	43.575 (7)	44.525 (5)	<u>43.975</u> (3)	175.775	
5		UKR - Ukraine						
	566	KOZICH Alina	14.425		15.275	14.700	44.400	(16)
	567	ZGOBA Dariya		14.900			14.900	(35)
	568	PROSKURINA Maryna	14.325		15.100		29.425	(24)
	569	HOLENKOVA Valentina		14.575		14.325	28.900	(26)
	570	KOVAL Anastasia	13.400	14.775	15.250	14.425	57.850	(5)
		Total	<u>42.150</u> (8)	44.250 (5)	45.625 (2)	43.450 (5)	175.475	

Clermont-Ferrand (FRA) 3 - 6 April 2008


RESULTS
Women's Seniors Team Final

SAT 5 APR 2008 - 14:00

Rank	Bib	NOC Name					Total	Ind. Ran
6 GBR - Great Britain								
	456	DOWNIE Rebecca	14.750	15.375	14.850		44.975	(13)
	457	CLOWES Hannah			14.100	14.375	28.475	(30)
	458	TWEDDLE Elizabeth		16.075			16.075	(32)
	459	JONES Laura	14.075	14.025	13.075	14.225	55.400	(7)
	460	KING Marissa	14.625			14.500	29.125	(25)
		Total	43.450 (4)	45.475 (2)	<u>42.025</u> (7)	43.100 (6)	174.050	
7 GER - Germany								
	461	HINDERMANN M.	14.400	15.125			29.525	(23)
	462	CHUSOVITINA Oksana	14.875		14.750	14.900	44.525	(15)
	463	ABEL Katja	13.425	14.600	13.850	14.450	56.325	(6)
	465	BRUNNER Jenny		14.400	12.775	13.300	40.475	(20)
		Total	<u>42.700</u> (5)	44.125 (6)	41.375 (8)	42.650 (7)	170.850	
8 NED - Netherlands								
	511	HARMES Suzanne	14.125	14.175	12.175	13.400	53.875	(8)
	512	WONG Lichelle	13.700	15.050	14.950		43.700	(17)
	513	TRITTEN Anne		11.825		13.600	25.425	(31)
	514	WEVERS Sanne			14.975		14.975	(34)
	515	VAN DE LEUR Verona	14.825			14.025	28.850	(27)
		Total	42.650 (6)	41.050 (8)	42.100 (6)	<u>41.025</u> (8)	166.825	

Note:
Underlined totals indicate starting apparatus.

Legend:
Ind. Individual

 Vault  Uneven Bars  Beam  Floor

Clermont-Ferrand (FRA) 3 - 6 April 2008

RESULTS

Women's Seniors - Apparatus Finals

SUN 6 APR 2008 - 14:00



Rank	Bib	Name	NOC Code	Vault 1	Vault 2	Total
1	462	CHUSOVITINA Oksana	GER	15.600	14.025	14.812
2	494	GIOVANNINI Carlotta	ITA	14.800	14.525	14.662
3	491	BENOLLI Francesca	ITA	14.950	13.975	14.462
4	547	KAESLIN Ariella	SUI	14.475	14.250	14.362
5	536	PAVLOVA Anna	RUS	14.025	14.650	14.337
6	411	MARACHKOUSKAYA N.	BLR	14.725	13.750	14.237
7	472	KORCSMAROS Enikoe	HUN	14.575	13.750	14.162
8	456	DOWNIE Rebecca	GBR	13.425	13.575	13.500



Rank	Bib	Name	NOC Code	Total
1	537	SEMENOVA Ksenia	RUS	15.900
2	531	NISTOR Steliana	ROU	15.800
3	567	ZGOBA Dariya	UKR	15.625
4	458	TWEDDLE Elizabeth	GBR	15.475
5	570	KOVAL Anastasia	UKR	15.425
6	495	PAROLARI Lia	ITA	14.825
7	538	MYASNIKOVA Karina	RUS	14.800
8	456	DOWNIE Rebecca	GBR	14.700



Rank	Bib	Name	NOC Code	Total
1	537	SEMENOVA Ksenia	RUS	15.950
2	532	IZBASA Sandra Raluca	ROU	15.450
2	566	KOZICH Alina	UKR	15.450
4	451	MOREL Pauline	FRA	15.300
5	493	FERRARI Vanessa	ITA	15.175
6	531	NISTOR Steliana	ROU	15.075
6	441	DE SIMONE Lenika	ESP	15.075
8	568	PROSKURINA Maryna	UKR	14.650



Rank	Bib	Name	NOC Code	Total
1	532	IZBASA Sandra Raluca	ROU	15.775
2	458	TWEDDLE Elizabeth	GBR	15.525
3	535	TAMIRJAN A.	ROU	14.975
4	452	PETIT Marine	FRA	14.900
5	536	PAVLOVA Anna	RUS	14.875
6	462	CHUSOVITINA Oksana	GER	14.850
7	455	VERICEL Cassy	FRA	14.775
8	566	KOZICH Alina	UKR	14.700

Legend:



Vault



Uneven Bars



Beam







Floor

Clermont-Ferrand (FRA) 3 - 6 April 2008

RESULTS

Women's Juniors - Team Competition - All-Around And Qual. For Compet. 3

FRI 4 APR 2008 - 17:45

Rank	NOC					Total
1	RUS - Russia	<u>43.625</u> (1)	46.175 (1)	46.400 (1)	44.425 (1)	180.625
2	FRA - France	42.150 (2)	42.675 (4)	44.150 (3)	<u>41.525</u> (6)	170.500
3	NED - Netherlands	41.350 (6)	43.850 (2)	<u>42.550</u> (4)	42.200 (4)	169.950
4	ROU - Romania	<u>41.375</u> (5)	40.775 (8)	44.800 (2)	42.950 (2)	169.900
5	ITA - Italy	41.525 (4)	<u>43.175</u> (3)	42.450 (5)	42.200 (4)	169.350
6	GBR - Great Britain	40.975 (7)	42.600 (5)	<u>41.375</u> (7)	42.550 (3)	167.500
7	UKR - Ukraine	40.100 (11)	41.725 (6)	42.350 (6)	<u>41.000</u> (7)	165.175
8	BEL - Belgium	41.650 (3)	39.500 (10)	<u>40.000</u> (9)	41.000 (7)	162.150
9	SUI - Switzerland	40.850 (8)	39.450 (11)	<u>40.500</u> (8)	39.900 (10)	160.700
10	GER - Germany	40.025 (12)	<u>40.950</u> (7)	37.650 (17)	40.275 (9)	158.900
11	BLR - Belarus	40.800 (9)	40.350 (9)	<u>38.650</u> (12)	38.750 (12)	158.550
12	GRE - Greece	39.525 (14)	<u>37.375</u> (12)	37.700 (16)	38.625 (15)	153.225
13	HUN - Hungary	40.425 (10)	35.550 (13)	38.000 (15)	<u>38.075</u> (16)	152.050
14	SLO - Slovenia	<u>39.800</u> (13)	33.525 (17)	38.875 (11)	38.700 (13)	150.900
15	AUT - Austria	38.975 (16)	33.700 (16)	<u>36.850</u> (19)	37.825 (17)	147.350
16	BUL - Bulgaria	38.400 (20)	33.375 (19)	39.350 (10)	<u>36.200</u> (21)	147.325
17	FIN - Finland	35.750 (26)	34.175 (15)	<u>38.325</u> (13)	38.675 (14)	146.925
18	TUR - Turkey	37.150 (25)	<u>31.975</u> (20)	36.825 (20)	39.025 (11)	144.975
19	CZE - Czech Republic	<u>38.550</u> (18)	33.475 (18)	35.275 (23)	36.900 (20)	144.200
20	POR - Portugal	37.800 (23)	<u>30.925</u> (22)	38.150 (14)	37.200 (19)	144.075
21	POL - Poland	<u>39.500</u> (15)	31.625 (21)	36.825 (20)	35.525 (23)	143.475
22	ISL - Iceland	38.475 (19)	28.875 (23)	36.175 (22)	<u>35.825</u> (22)	139.350
23	SWE - Sweden	<u>26.550</u> (27)	35.325 (14)	37.125 (18)	37.500 (18)	136.500
24	LTU - Lithuania	38.225 (21)	25.575 (27)	33.400 (24)	<u>35.475</u> (24)	132.675
25	LAT - Latvia	38.725 (17)	27.350 (25)	<u>32.050</u> (26)	33.575 (25)	131.700
26	DEN - Denmark	38.000 (22)	27.275 (26)	33.150 (25)	<u>32.475</u> (27)	130.900
27	NOR - Norway	<u>37.275</u> (24)	28.500 (24)	31.800 (27)	32.750 (26)	130.325

Note:
Underlined totals indicate starting apparatus.

Legend:
Q Qualified for Team Final

 Vault

 Uneven Bars

 Beam





 Floor

Clermont-Ferrand (FRA) 3 - 6 April 2008

RESULTS

Women's Juniors - Team Competition - All-Around And Qual. For Compet. 3

FRI 4 APR 2008 - 17:45





Rank	Bib	NOC Name					Total	Ind. Ran			
1		RUS - Russia									
	136	MUSTAFINA A.	14.375	15.600	15.525	14.800	60.300	(2)			
	137	NABIEVA T.	14.800	15.550	15.625	14.875	60.850	(1)			
	138	NOVIKOVA A.	14.450	14.125			28.575	(106)			
	139	DEMENTYEVA A.	13.675	15.025	12.400	14.750	55.850	(12)			
	140	SOLOVYEVA T.			15.250	14.425	29.675	(105)			
		Total	43.625	(1)	46.175	(1)	46.400	(1)	44.425	(1)	180.625
2		FRA - France									
	51	DUFOURNET Y.	14.450	15.600	15.700	14.475	60.225	(3)			
	52	STANIC C.	13.825	13.875	14.100	13.525	55.325	(13)			
	53	BREVET M.		13.200	14.350	13.475	41.025	(86)			
	54	GAFFINO M.	13.500		13.875	13.525	40.900	(87)			
	55	KEMAYOU L.	13.875	12.375			26.250	(110)			
		Total	42.150	(2)	42.675	(4)	44.150	(3)	41.525	(6)	170.500
3		NED - Netherlands									
	111	MASELA W.	13.800	14.150	13.300	13.850	55.100	(14)			
	112	BLIND Natasja		15.025	13.825	14.200	43.050	(77)			
	113	VAN GERNER C.	13.775	14.250	14.350	13.700	56.075	(10)			
	114	MOSHAGE Y.	13.200		14.375	14.150	41.725	(84)			
	115	OUAZZANI-CHADI N.	13.775	14.575			28.350	(107)			
		Total	41.350	(6)	43.850	(2)	42.550	(4)	42.200	(4)	169.950
4		ROU - Romania									
	132	PORGRAS A.	13.650	13.450	15.150	14.075	56.325	(9)			
	133	SABAU L.	13.700	13.950	14.750	14.200	56.600	(6)			
	134	VOICU C.	13.250	12.750	14.775	14.075	54.850	(18)			
	135	RACEA A.	14.025	13.375	14.875	14.675	56.950	(4)			
		Total	41.375	(5)	40.775	(8)	44.800	(2)	42.950	(2)	169.900
5		ITA - Italy									
	91	GALANTE P.	13.800	14.500	14.325	14.000	56.625	(5)			
	92	LA SPADA A.	13.875	14.325	14.175	14.175	56.550	(7)			
	93	LICCETTA S.	13.850	14.350		14.025	42.225	(82)			
	94	PREZIOSA E.	13.775	13.625	13.800	13.625	54.825	(19)			
	95	RANDO E.			13.950		13.950	(122)			
		Total	41.525	(4)	43.175	(3)	42.450	(5)	42.200	(4)	169.350

Clermont-Ferrand (FRA) 3 - 6 April 2008

RESULTS

Women's Juniors - Team Competition - All-Around And Qual. For Compet. 3

FRI 4 APR 2008 - 17:45





Rank	Bib	NOC Name					Total	Ind. Ran
6 GBR - Great Britain								
	56	FRANCIS D.	13.600	14.150	13.475	13.725	54.950	(17)
	57	HIBBERT N.	13.725	14.100	11.900	14.300	54.025	(23)
	58	RIPPIN N.	13.175	14.150	13.625	14.100	55.050	(15)
	59	PINCHES J.	13.650	14.300	14.275	14.150	56.375	(8)
		Total	40.975 (7)	42.600 (5)	<u>41.375</u> (7)	42.550 (3)	167.500	
7 UKR - Ukraine								
	166	KONONENKO N.	13.275	14.725	14.350	13.725	56.075	(10)
	167	DEMYANCHUK Y.	12.800	13.700	14.550	13.725	54.775	(20)
	168	FOMENKO A.	13.625	13.300	13.450	13.550	53.925	(24)
	169	GLADKOVA A.		9.850	12.900		22.750	(121)
	170	KAYDALOVA A.	13.200			13.400	26.600	(109)
		Total	40.100 (11)	41.725 (6)	42.350 (6)	<u>41.000</u> (7)	165.175	
8 BEL - Belgium								
	6	MASSCHELIN R.	13.525	13.400	13.500	13.750	54.175	(22)
	7	EGGERMONT J.	13.950	13.600	13.400	13.800	54.750	(21)
	8	VANLIMBERGEN K.		9.100	13.100	13.450	35.650	(99)
	9	CROKET J.	14.175		11.975	13.100	39.250	(89)
	10	SCIANGUETTA F.	12.725	12.500			25.225	(113)
		Total	41.650 (3)	39.500 (10)	<u>40.000</u> (9)	41.000 (7)	162.150	
9 SUI - Switzerland								
	146	DIACCI J.	13.625	12.525	14.025	13.750	53.925	(24)
	147	KRASNIQI Minu	13.725	13.425			27.150	(108)
	148	RUTZ J.			13.100	12.650	25.750	(111)
	149	SENN Jennifer	13.400	13.500	12.300	12.025	51.225	(37)
	150	STEINGRUBER G.	13.500	10.975	13.375	13.500	51.350	(36)
		Total	40.850 (8)	39.450 (11)	<u>40.500</u> (8)	39.900 (10)	160.700	
10 GER - Germany								
	61	LENZ C.	13.025			12.250	25.275	(112)
	62	SEITZ E.	13.775	14.500	12.975	13.750	55.000	(16)
	63	HINDERMANN G.		12.375	12.725	13.325	38.425	(91)
	64	TOLLE P.	13.050	13.500	11.800	13.200	51.550	(35)
	65	HANSEN J.	13.200	12.950	11.950		38.100	(93)
		Total	40.025 (12)	<u>40.950</u> (7)	37.650 (17)	40.275 (9)	158.900	

Clermont-Ferrand (FRA) 3 - 6 April 2008

RESULTS

Women's Juniors - Team Competition - All-Around And Qual. For Compet. 3

FRI 4 APR 2008 - 17:45





Rank	Bib	NOC Name					Total	Ind. Ran
11 BLR - Belarus								
	11	IVANETS H.	13.575	13.325	12.500	12.600	52.000	(32)
	13	HURHACH A.	13.325	13.050	14.025	12.800	53.200	(27)
	14	ZAITSAVA N.	13.900	12.275	12.125	13.350	51.650	(34)
	15	MAKHAUTSOVA V.	13.050	13.975	12.125	11.500	50.650	(40)
		Total	40.800 (9)	40.350 (9)	<u>38.650</u> (12)	38.750 (12)	158.550	
12 GRE - Greece								
	66	MAKANTASI S.	12.975	12.975	12.600	13.450	52.000	(32)
	67	HAPSA A.	12.250	12.250		12.250	36.750	(95)
	68	BARMAXIZOGLU M.	13.025	12.150	12.275	12.700	50.150	(42)
	69	SIRIGOU A.	13.525	12.100	12.800		38.425	(91)
	70	KAZAMIA K.			12.300	12.475	24.775	(115)
		Total	39.525 (14)	<u>37.375</u> (12)	37.700 (16)	38.625 (15)	153.225	
13 HUN - Hungary								
	71	TOTH R.	13.775	12.775	11.725	12.475	50.750	(39)
	72	KEKEGYI S.		11.200	13.000	12.850	37.050	(94)
	73	MATE I.	13.575	11.575	12.150	12.575	49.875	(45)
	74	KAPITANY O.	12.700	11.125			23.825	(117)
	75	LONAI H.	13.075		12.850	12.650	38.575	(90)
		Total	40.425 (10)	35.550 (13)	38.000 (15)	<u>38.075</u> (16)	152.050	
14 SLO - Slovenia								
	141	KYSSELEF T.	13.150	9.975	12.625	12.500	48.250	(52)
	142	KAMNIKAR I.	12.425	10.850	12.225	12.625	48.125	(53)
	143	NOVAK F.	13.075	11.850	14.025	13.125	52.075	(31)
	144	BELAK T.	13.575	10.825	11.925	12.950	49.275	(48)
		Total	<u>39.800</u> (13)	33.525 (17)	38.875 (11)	38.700 (13)	150.900	
15 AUT - Austria								
	1	FA K.	13.225	11.450	12.700	13.100	50.475	(41)
	2	PENKER S.	13.125		10.525	11.875	35.525	(100)
	3	TOPLAK M.	12.300	9.550		12.600	34.450	(101)
	4	SINIC HASLACHER M.	12.625	11.225	11.550	12.125	47.525	(56)
	5	ZOITL K.		11.025	12.600		23.625	(118)
		Total	38.975 (16)	33.700 (16)	<u>36.850</u> (19)	37.825 (17)	147.350	

Clermont-Ferrand (FRA) 3 - 6 April 2008

RESULTS

Women's Juniors - Team Competition - All-Around And Qual. For Compet. 3

FRI 4 APR 2008 - 17:45





Rank	Bib	NOC Name					Total	Ind. Ran
16 BUL - Bulgaria								
	16	ZLATKOVA A.	12.250	10.975	13.050	11.750	48.025	(55)
	17	MILEVA R.	13.100	11.525	13.025	11.675	49.325	(47)
	18	KALPAKENIEVA T.	12.300	4.950	9.850	9.325	36.425	(96)
	19	PITSIKALIS M.	13.000	10.875	13.275	12.775	49.925	(43)
		Total	38.400 (20)	33.375 (19)	39.350 (10)	<u>36.200</u> (21)	147.325	
17 FIN - Finland								
	46	LAISI I.	13.250	12.675	13.100	13.100	52.125	(30)
	47	JOUSIMIES E.	13.100	11.050	12.025	12.975	49.150	(50)
	48	OJALA R.	9.400	10.450	11.475	11.450	42.775	(80)
	49	PIETILA R.	0.000	10.050	13.200	12.600	35.850	(98)
		Total	35.750 (26)	34.175 (15)	<u>38.325</u> (13)	38.675 (14)	146.925	
18 TUR - Turkey								
	161	EROGLU D.	11.725	11.050	12.075	12.050	46.900	(61)
	162	AKSU G.	12.625	10.700	11.350	12.850	47.525	(56)
	163	YUKSEL I.	12.575	10.225	10.925	12.700	46.425	(64)
	164	OZKAN O.	11.950	9.225	13.400	13.475	48.050	(54)
		Total	37.150 (25)	<u>31.975</u> (20)	36.825 (20)	39.025 (11)	144.975	
19 CZE - Czech Republic								
	31	BARESOVA V.	12.675	9.450	12.000	12.050	46.175	(66)
	32	FUCKOVA N.	13.150	10.450	11.075	12.425	47.100	(59)
	33	MOLACKOVA M.	12.650	11.350	11.300	11.400	46.700	(62)
	34	SAFRANKOVA V.	12.725	11.675	11.975	12.425	48.800	(51)
		Total	<u>38.550</u> (18)	33.475 (18)	35.275 (23)	36.900 (20)	144.200	
20 POR - Portugal								
	126	ABRANTES D.		9.375	13.075	11.800	34.250	(102)
	127	ROCHA M.	12.725	10.200			22.925	(120)
	128	CHOON A.	12.575		11.350	12.050	35.975	(97)
	129	NETO L.	12.500	9.450	11.800	12.900	46.650	(63)
	130	DAMASIO M.	12.375	11.275	13.275	12.250	49.175	(49)
		Total	37.800 (23)	<u>30.925</u> (22)	38.150 (14)	37.200 (19)	144.075	
21 POL - Poland								
	121	JANIK G.	14.125	12.525	13.675	12.850	53.175	(28)
	122	ILNICKA D.	12.900	8.925	11.325	11.900	45.050	(69)
	123	SRODON K.	12.475	10.175	11.825	10.775	45.250	(68)
		Total	<u>39.500</u> (15)	31.625 (21)	36.825 (20)	35.525 (23)	143.475	

Clermont-Ferrand (FRA) 3 - 6 April 2008

RESULTS

Women's Juniors - Team Competition - All-Around And Qual. For Compet. 3

FRI 4 APR 2008 - 17:45

Rank	Bib	NOC Name					Total	Ind. Ran
22 ISL - Iceland								
	81	HERMANSSDOTTIR T.	13.125	11.075	12.600	13.100	49.900	(44)
	82	GUÐMUNDSDOTTIR D.	12.650	8.500	12.300	11.350	44.800	(71)
	83	ARNADOTTIR L.	12.700	9.300	<i>11.075</i>	11.375	44.450	(72)
	84	ODINSDOTTIR T.	12.475	7.050	11.275	10.875	41.675	(85)
		Total	38.475 (19)	28.875 (23)	36.175 (22)	<u>35.825</u> (22)	139.350	
23 SWE - Sweden								
	156	CARLSSON A.		11.250			11.250	(123)
	157	JONSSON I.	13.250	12.400	12.900	12.675	51.225	(37)
	159	SJOEBERG L.	13.300	11.675	12.200	12.525	49.700	(46)
	160	GUSTAFFSSON I.			12.025	12.300	24.325	(116)
		Total	<u>26.550</u> (27)	35.325 (14)	37.125 (18)	37.500 (18)	136.500	
24 LTU - Lithuania								
	101	SVILPAITE L.	13.100	14.425	11.950	13.275	52.750	(29)
	102	NEVEDOMSKAITE G.	12.225			11.000	23.225	(119)
	103	BURZINSKAITE L.		9.375	10.925	11.200	31.500	(103)
	104	VILKELYTE K.	12.900	1.775	10.525		25.200	(114)
		Total	38.225 (21)	25.575 (27)	33.400 (24)	<u>35.475</u> (24)	132.675	
25 LAT - Latvia								
	96	TOMKALNE A.	13.075	9.850	12.225	11.200	46.350	(65)
	97	GOROBECA O.	12.950	7.700	9.800	11.425	41.875	(83)
	98	KAZAKEVICHA V.	12.700	9.800	10.025	10.950	43.475	(76)
		Total	38.725 (17)	27.350 (25)	<u>32.050</u> (26)	33.575 (25)	131.700	
26 DEN - Denmark								
	36	ANDERSEN L.	12.650	9.675	11.300	9.900	43.525	(74)
	37	FURU M.	12.700	9.600	10.725	11.275	44.300	(73)
	38	WENNBERG S.	<i>12.450</i>	<i>7.175</i>	<i>10.150</i>	10.775	40.550	(88)
	39	KIRK M.	12.650	8.000		10.425	31.075	(104)
	40	BRANDENBORG .			11.125		11.125	(124)
		Total	38.000 (22)	27.275 (26)	33.150 (25)	<u>32.475</u> (27)	130.900	
27 NOR - Norway								
	116	EINARSDOTTIR A.	12.625	10.575	10.825	10.875	44.900	(70)
	117	UELAND FJELD C.	11.900	8.575	11.075	10.975	42.525	(81)
	118	TANGERUD M.	12.750	9.350	9.900	10.900	42.900	(79)
		Total	<u>37.275</u> (24)	28.500 (24)	31.800 (27)	32.750 (26)	130.325	

Note:
Underlined totals indicate starting apparatus.
Italics indicate the low (non-counting) score.

Clermont-Ferrand (FRA) 3 - 6 April 2008

RESULTS

Women's Juniors - Apparatus Finals

SUN 6 APR 2008 - 10:00



Rank	Bib	Name	NOC Code	Vault 1	Vault 2	Total
1	51	DUFOURNET Y.	FRA	14.650	13.925	14.287
2	137	NABIEVA T.	RUS	14.700	13.700	14.200
3	138	NOVIKOVA A.	RUS	14.450	13.825	14.137
4	57	HIBBERT N.	GBR	14.175	13.575	13.875
5	7	EGGERMONT J.	BEL	13.875	13.775	13.825
6	71	TOTH R.	HUN	13.750	13.775	13.762
7	121	JANIK G.	POL	14.225	12.900	13.562
8	9	CROKET J.	BEL	0.000	13.625	6.812



Rank	Bib	Name	NOC Code	Total
1	51	DUFOURNET Y.	FRA	15.625
2	137	NABIEVA T.	RUS	15.500
3	112	BLIND Natasja	NED	14.750
4	136	MUSTAFINA A.	RUS	14.475
5	91	GALANTE P.	ITA	13.975
6	62	SEITZ E.	GER	13.650
7	115	OUAZZANI-CHADI N.	NED	13.600
8	166	KONONENKO N.	UKR	13.275



Rank	Bib	Name	NOC Code	Total
1	132	PORGRAS A.	ROU	15.700
2	135	RACEA A.	ROU	15.150
2	137	NABIEVA T.	RUS	15.150
4	166	KONONENKO N.	UKR	14.875
5	51	DUFOURNET Y.	FRA	14.825
6	167	DEMYANCHUK Y.	UKR	14.450
7	114	MOSHAGE Y.	NED	13.925
8	53	BREVET M.	FRA	13.875



Rank	Bib	Name	NOC Code	Total
1	137	NABIEVA T.	RUS	14.800
2	51	DUFOURNET Y.	FRA	14.775
3	135	RACEA A.	ROU	14.750
4	136	MUSTAFINA A.	RUS	14.375
5	92	LA SPADA A.	ITA	14.325
5	57	HIBBERT N.	GBR	14.325
7	133	SABAU L.	ROU	14.250
8	112	BLIND Natasja	NED	12.975

Legend:



Vault



Uneven Bars



Beam



Floor